

Estimate of Supreme Beef on Potential Groundwater Pollution - Five Mile Radius*

Facility ID	Facility Name	Address	AFO number	AU	Animal type	Facility type	Manure (gal/yr)	N (lbs/yr)	P2O5 (lbs/yr)
310666654	Wikner Farms	17329 Highway 52	AFO-64396	849	swine	conf	890919	42450	32899
310669137	Nick Echard	20735 165th St	AFO-62510	800	swine	conf	839500	40000	31000
310711432	Andy Bentien	13302 Eagle Avenue	AFO-64674	960	swine	conf	1007400	48000	37200
310720915	Grove 2	19205 115th St	AFO-63361	1760	swine	conf	1846900	88000	68200
310714922	Drahn Finisher	24197 170th Street	AFO-62443	800	swine	conf	839500	40000	31000
310732775	New Generation Pork Inc.	13574 Greenfield Ave	AFO-64573	1563	swine	conf	1640173	78150	60566
310745218	Keande Llc	20002 135th Street	AFO-63967	800	swine	conf	839500	40000	31000
310735709	Grove 4	12758 Greenfield Avenue	AFO-63640	800	swine	conf	839500	40000	31000
312002901	Tim Donlon	23759 130th St	AFO-67124	984	swine	conf	1032585	49200	38130
317626403	Wirkler Site	Hickory Avenue	AFO-71532	1000	swine	conf	1049375	50000	38750
316079235	Supreme Beef Llc	22578 HWY 18	AFO-71007	11600	cattle	of	30484800	1160000	725000

* Data is from DNR Tables and the AFO Database

Conversions

swine produce 20 lbs/hd/yr of N

swine produce 15.5 lbs/hd/yr of P (P2O5)

swine produce 1.15 gal/hd/day of manure

swine are 0.4 AU per head

cattle produce 100 lbs/hd/yr of N

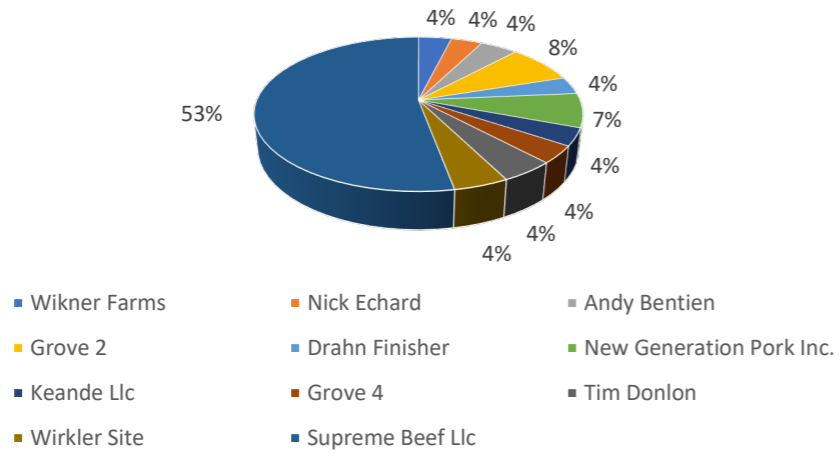
cattle produce 62.5 lbs/hd/yr of P (P2O5)

SB cattle produce 7.2 gal/hd/day of manure

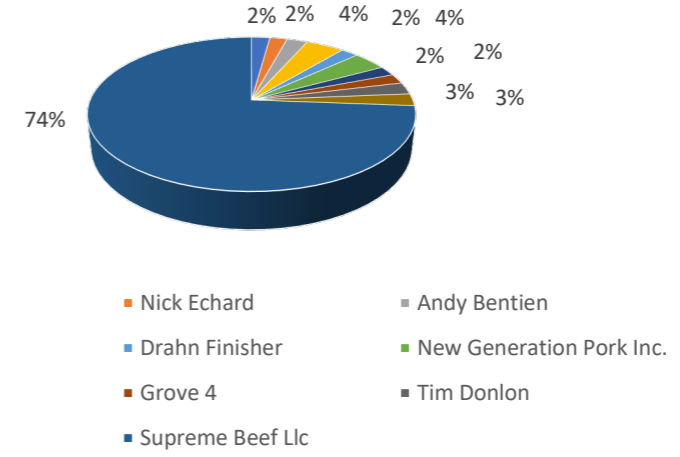
cattle are 1 AU per head

Total w/o SB =	10316			10825353	515800	399745
Total w SB =	21916			41310153	1675800	1124745
SB % =	53			74	69	64
Increase Fac =	2.1			3.8	3.2	2.8

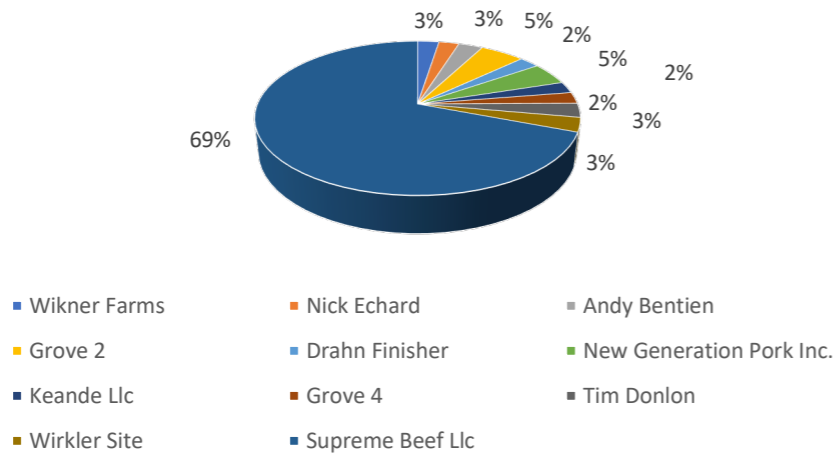
Animal Units



Manure (gal/yr) 2%



N (lbs/yr) 3%



P2O5 (lbs/yr) 3%

